



# Digital AeroBar<sup>®</sup> with Software Control

## MODEL 5225

Simco-Ion's Digital AeroBar with Software Control Model 5225 is designed to handle the demanding requirements of in-tool ionization. With high ion output providing fast neutralization of electric charge on wafers, E78 compliance at the most stringent levels can be achieved.

An aerodynamic design and cleanroom compatible materials allow the Model 5225 to deliver complete and efficient ionization in mini-environments without disrupting laminar airflow.

The AeroBar is easily integrated with your tool, using either pre-compiled routines or open-source code examples. Seamless integration with tool interfaces means a less costly solution to ionization, in addition to the benefits of reduced maintenance cost and better alarm handling. System alerts and messages are displayed at the tool controller for easy notification alternatively, simple FMS alarm output is available.

### Features


- Complete integration with tool control system
- Fully adjustable parameters for each AeroBar
- Ion current monitoring
- Several lengths available including 3 specifically designed for EFEMs
- Single-crystal silicon emitter points

### Benefits



- Setup, operation, & maintenance are controlled using existing tool or IonMonitor software GUI
- Fine-tune ionization for individual process requirements in each area of the tool
- More consistent ion output & stable performance
- Flexible lengths means versatility for a variety of application designs
- Industry's demonstrated cleanest emitter material, with no risk of wafer contamination from dopants or metals



## Specifications

<b>Input Voltage</b>	24 VAC, 50/60 Hz, 1W (typ), received from the Interface Module
<b>Output Voltage</b>	0-20 kVDC, $\pm 10\%$ for each polarity on an individual AeroBar; positive or negative output levels can be adjusted separately through GUI
<b>Output Current</b>	<15 $\mu$ A, current and voltage limited
<b>Control Signal</b>	RS-485 from the Interface Module
<b>Connectors</b>	RJ-11 modular jack receptacles
<b>Regulation</b>	Output and balance stability is achieved by independently regulating the ion emission current of each polarity at each ionizer
<b>Timing</b>	Both on and off timing for each polarity are settable from 0-10 sec @ 0.1 sec increments; LEDs on the bar indicate the polarity of the ion emission
<b>Operating Mode</b>	Pulsed DC, steady-state DC, or standby
<b>Alarm</b>	Alarm activates when the bar is no longer able to maintain the preset ion output level; alarm is displayed visually by a red LED in the middle of the ionizer chassis as well as on GUI; settable threshold alarm limits for predictive maintenance
<b>Emitter Points</b>	Single crystal silicon, replaceable
<b>Preventative Maintenance</b>	Annual, semi-annual, or quarterly emitter point cleaning depending on process sensitivity and presences of AMCs in environment
<b>Ozone</b>	<0.005 ppm
<b>EMI</b>	Below background level
<b>Cleanliness</b>	ISO 14644-1 Class 1
<b>Indicators</b>	Individual red LEDs flash on for each polarity; middle red LED flashes rapidly when in alarm, all 3 LEDs blink at once when communication occurs; alarm relayed to tool GUI
<b>Dimensions</b>	2.1H x 1.2W x 22.4, 28.4, 35.7, 44.4, 55.6, 64.4, 75.5, or 84.4L in. (5.3H x 3.1W x 56.9, 72.1, 90.7, 112.8, 141.2, 163.6, 191.8, or 214.4 L cm)
<b>Weight</b>	1.5 lb (1.02 kg) for a 22 in (56.9 cm) bar (approx. 6 oz per additional ft/0.17 kg per additional 30 cm)
<b>Enclosure</b>	ABS plastics, fire retardant
<b>Warranty</b>	Two year limited warranty
<b>Certifications</b>	SEMI-F47, RoHS 2 Compliant  

### Interface Module Model 5200-IM6T

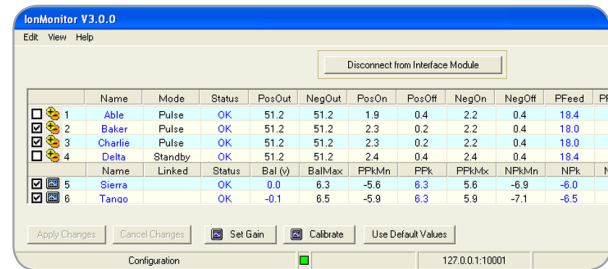
<b>Input Voltage</b>	24 VDC, 1.5A, $\pm 5\%$
<b>Communication</b>	Ethernet (RJ-45) or serial (RS-232/DB9)
<b>Alarm Output</b>	FMS, relay closure to ground (available on V4.0 and above)
<b>Output Ports</b>	Six RJ-11 ports connect to up to six Model 5225 AeroBars
<b>Dimensions</b>	2.9H x 2.8W x 12.4L in. (7.4H x 7.1W x 31.5L cm)
<b>Weight</b>	4 lb (2 kg)
<b>LED Indicators</b>	Green POWER ON, yellow COMMUNICATION, red ALARM
<b>Certifications</b>	RoHS 2 Compliant  

## Intelligent Integration

Simco-Ion's specially developed software eases integration into your system. Three different components are available to best suit your needs:

- A fully documented Application Programming Interface (API) minimizes integration time and cost.
- Open-source sample application in Visual C/C++ provides an example for use in developing your tool control software, or can be used as a stand-alone application on your tool controller or laptop.
- An ionizer hardware simulator allows for easy software development in the absence of ionizer hardware.

Simco-Ion's powerful software provides complete control over the ionization system. Settings include adjustments for operating modes (including pulsed DC, steady-state DC, or standby), synchronization, on-times, off-times, power output levels, and alarm thresholds for both positive and negative emitters, with independent control over each AeroBar. Sophisticated alarm and maintenance detection means less down time and costly diagnostic activity.



Simco-Ion's industry-first GUI centralizes all control and monitoring operations, simplifying operation and saving valuable time.

## Ordering Information

<b>91-5225U-xxR</b>	AeroBar with silicon emitter points in -22, -28, -36, -44, -56, -64, -76, or -84 inch bar lengths
<b>91-5225U-xx-SUPR</b>	AeroBar with silicon emitter points in -22, -28, -36, -44, -56, -64, -76, or -84 inch bar lengths; single unit packaging
<b>91-5200-IM6T-Vx.x</b>	Interface Module Model IM6T
<b>33-5200</b>	100-240 VAC Transformer

**SIMCO ION**™  
An ITW Company

DS-5225\_V10 - 09/12  
© 2012 Simco-Ion  
All rights reserved.

**Simco-Ion**  
Technology Group  
1750 North Loop Rd., Ste 100  
Alameda, CA 94502  
Tel: 800.367.2452 (in USA)  
Tel: 510.217.0600  
ioninfo@simco-ion.com  
www.simco-ion.com